

McGraw Hill Access

The McGraw Hill Medical Access library is a collection of comprehensive online medical resources that provide a complete spectrum of knowledge from the best minds in medicine, with essential information accessible anywhere.

The McGraw Hill Medical Access collection includes:

[AccessAnesthesiology](#) , [AccessAPN](#) , [Accessartmed](#), [AccessBiomedical Science](#), [AccessCardiology](#), [AccessDermatologyDxRx](#), [AccessEmergency Medicine](#), [AccessHemOnc](#), [AccessMedicina](#), [AccessMedicine](#), [AccessNeurology](#), [AccessObGyn](#), [AccessPediatrics](#), [AccessPharmacy](#), [AccessPhysiotherapy](#), [AccessSurgery](#), [AccessWorldMed](#), [Case Files Collection](#), [Clinical Sports Medicine Collection](#), [F.A. Davis AT Collection](#), [F.A. Davis PT Collection](#), [JAMAevidence](#), [Murtagh Collection](#), [OMMBID](#), and [Pharmacotherapy Principles & Practice](#)

The Access App is available for applicable Access sites.

[More about the Access App](#)

[More about Access](#)

See below the features of the Access sites in both the browser and App.

TABLE OF CONTENTS


View your Access Profile Dashboard	3
See your favorites while signed in to your Access Profile	5
View your recently viewed	7
Cases	9
Books	11
Updates	12
CME Eligible Texts	13
Quick Reference	14
2 Minute Medicine®	15
Guidelines	16
FDA MedWatch	17
Quick Dx & Rx	18
Quick Answers	19
Infographics	20
Drugs	21
Multimedia	22
Patient Education	23

Hospital Corner	24
Clerkship	25
Instructors tab	26
Human Anatomy Modules	27
Review Questions	28
Download, Favorite, Save, Share	29
Diagnosaurus®	30
More About Updates	31
More About the Access Profile	32
More About the Access App	34
More About Cases	35
More About CME	36
More About 2 Minute Medicine®	37
More About Books	38
More About Review Questions	40
More About Multimedia	41
More About Access	42

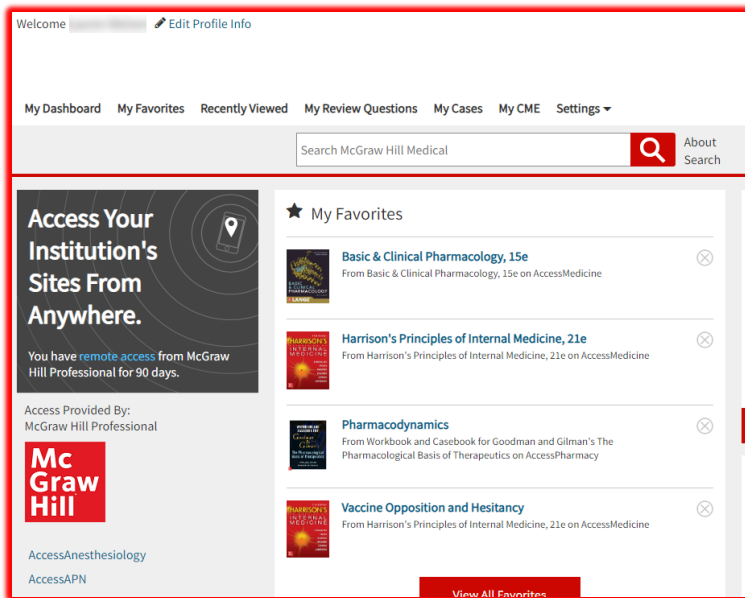
View your Access Profile Dashboard

[More about the Access Profile](#)

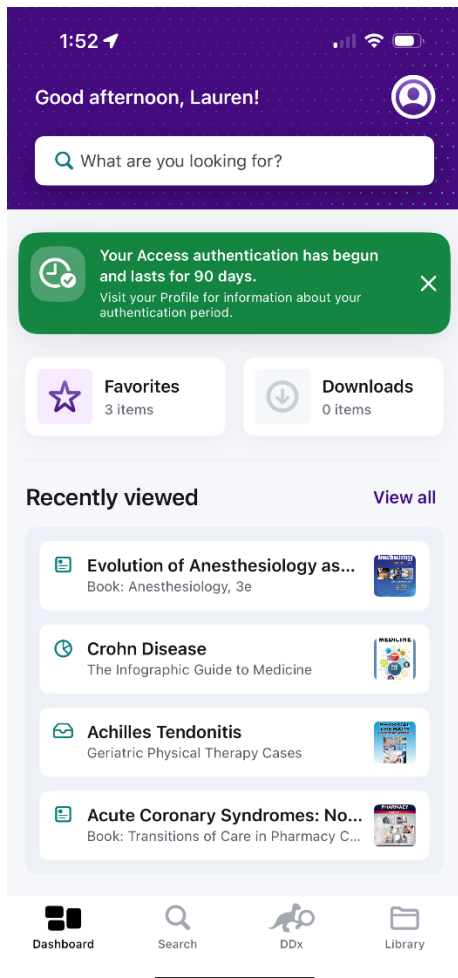
Browser of Access site:



Browser of Access profile dashboard:



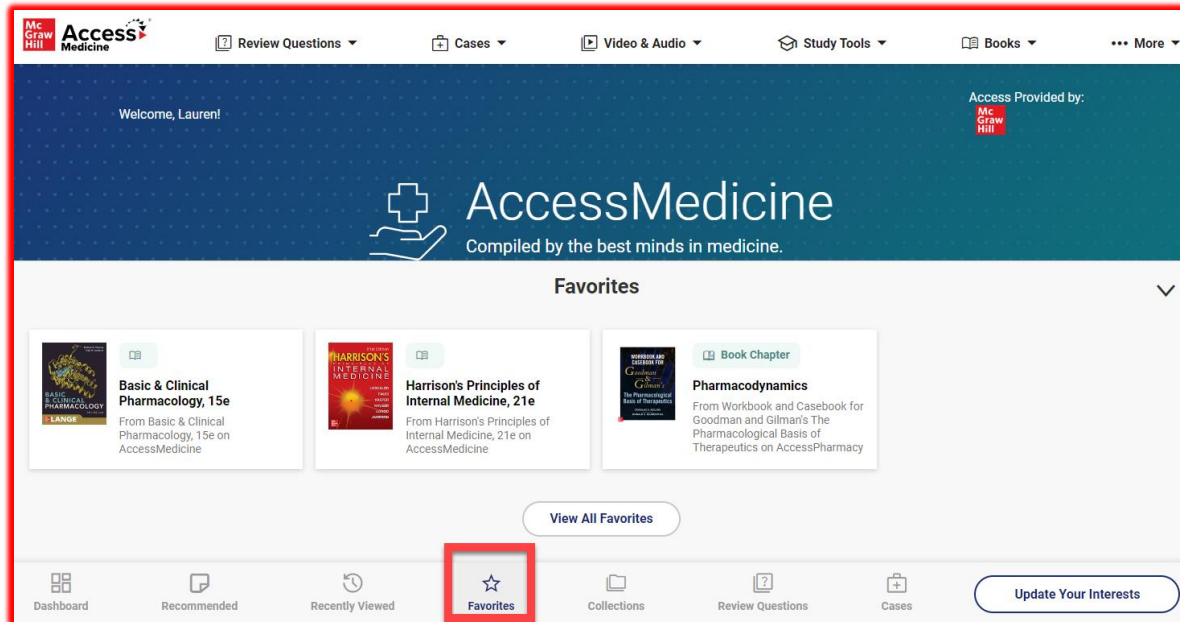
App:



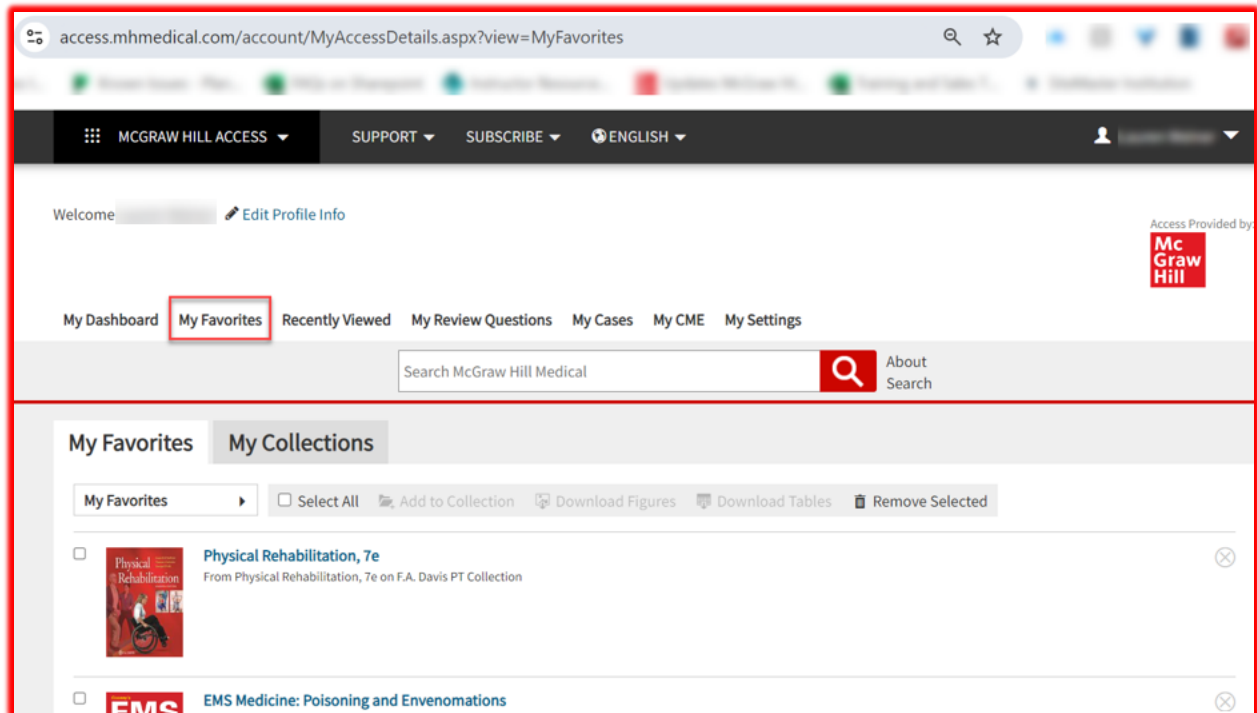
[Return to Table of Contents](#)

See your favorites while signed in to your Access Profile

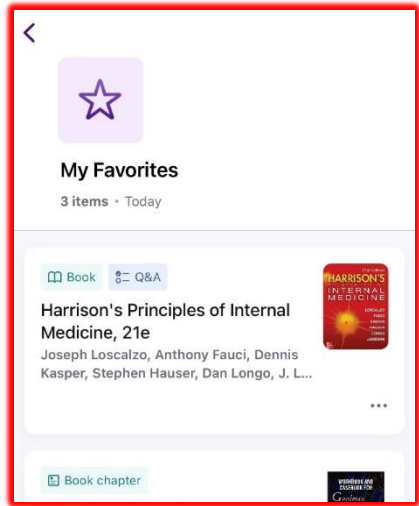
Browser of Access site:



Browser of Access profile dashboard:



App:



[Return to Table of Contents](#)

View your recently viewed

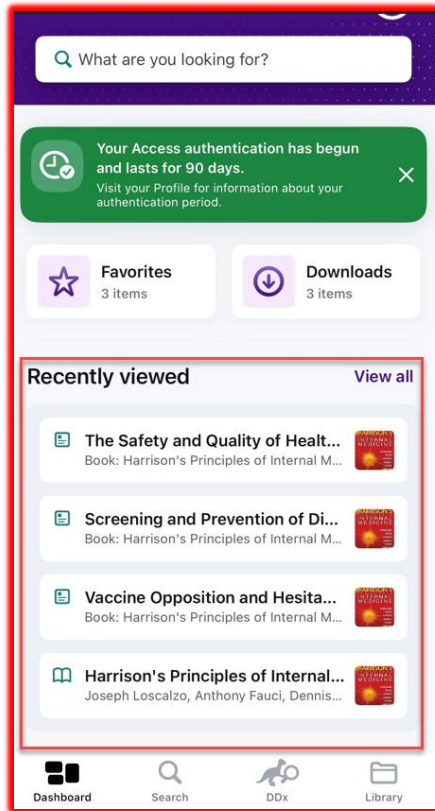
Browser of Access site:

The screenshot shows the AccessPharmacy website interface. At the top, there is a navigation bar with links for Books, Review Questions, Cases, Video & Audio, Study Tools, and More. Below this, a green banner displays the AccessPharmacy logo and the tagline "Compiled by the best minds in medicine." The main content area features a "Recently Viewed" section with three book chapter cards: "Introduction to Geriatric Physical Therapy", "Copyright", and "Complex Medical Problems in the Older Adult". A bottom navigation bar includes icons for Dashboard, Recommended, Recently Viewed (highlighted with a red box), Favorites, Collections, Review Questions, and Cases, along with an "Update Your Interests" button.

Browser of Access profile dashboard:

The screenshot shows the user's profile dashboard on the Access site. The browser address bar displays "access.mhmedical.com/account/MyAccessDetails.aspx?view=RecentlyViewed". The dashboard includes a navigation menu with "My Dashboard", "My Favorites", "Recently Viewed" (highlighted with a red box), "My Review Questions", "My Cases", "My CME", and "My Settings". Below the navigation is a search bar for McGraw Hill Medical. The "Recently Viewed" section lists two items: "The Safety and Quality of Health Care" and "Screening and Prevention of Disease", both dated 9/6/2024.

App:



[Return to Table of Contents](#)

Cases

[More about cases](#)

Browser of Access site:

Welcome, Lauren!

Access Provided by: McGraw Hill

Cases

Case Files® - Preview

- Basic Science
- Anatomy
- Biochemistry
- Microbiology
- Neuroscience
- Pathology
- Pharmacology
- Physiology
- Clinical Medicine

ACCESS Medicine
CASE FILES®
COLLECTION

You are viewing a limited selection of Case Files content on AccessMedicine. Your institution subscribes to the complete Case Files Collection. Click here for the full set of cases, explanations, and quizzes.

Basic Science

- CASE FILES ANATOMY
- CASE FILES BIOCHEMISTRY
- CASE FILES MICROBIOLOGY
- CASE FILES NEUROSCIENCE

Dashboard Recommended Recently Viewed Favorites Collections Review Questions Cases Update Your Interests

Browser of Access profile dashboard:

My Dashboard My Favorites Recently Viewed My Review Questions **My Cases** My CME My Settings

Search McGraw Hill Medical About Search

My Cases

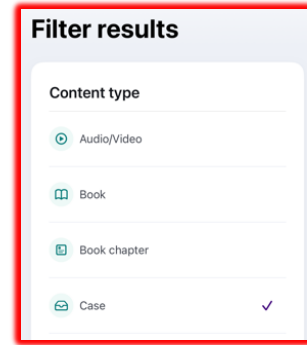
Remove All

Status	Case #	Case Title	Resource	Site	Date
Viewed	Case 34	Insomnia Disorder	Case Files: Psychiatry, 6e	Case Files Collection	Sep 09, 2024
Viewed	Case 20	Acute Fatty Liver in Pregnancy	Case Files: Biochemistry 3e	Case Files Collection	Aug 23, 2024
Viewed	Case 4	Carpal Tunnel Syndrome	Case Files: Anatomy 3e	Case Files Collection	Aug 23, 2024
		Pediatric Rehabilitation: History			

App:

Expected to be added in a future release of the app. Search any topic and filter by “Case.”

[Return to Table of Contents](#)



Books

[More about books](#)

Browser:

The screenshot shows the 'Access Anesthesiology' website interface. At the top, there is a navigation bar with the logo and menu items: 'Review Questions', 'Cases', 'Video & Audio', 'Study Tools', and 'Books' (which is highlighted with a red box). Below the navigation bar, a red banner displays 'Welcome, Laurent!' and 'Access Provided by: Mc Graw Hill'. The main content area is titled 'Books' and is divided into two columns. The left column contains a 'Library' sidebar with a list of categories: Anesthesiology, Basic Science, Board Review, Clinical Science, Clinical Subspecialties, Critical Care, Organ Based, Special Problems, and Updates. The right column is titled 'Textbooks' and features a 'Tools' dropdown, 'CME Eligible' button, and 'Grid'/'List' view options. Two textbook covers are displayed: 'Anesthesiology, 3e' by David E. Longnecker et al., and 'Morgan & Mikhail's Clinical Anesthesiology, 7e' by John F. Butterworth IV et al.

App:

The screenshot shows the mobile app dashboard. At the top, there is a 'Dashboard' header with a user profile icon. Below the header, there is a 'Recommended Readings' section with two cards: 'AccessMedicine' (curated by Access) and 'AccessPharmacy' (curated by Access). Below this, there is a 'New on AccessSurgery' section featuring a book cover for 'Handbook of Minimally Invasive Colorectal Surgery' with an 'Explore book' button. At the bottom, there is a 'Popular book chapters' section. The app's bottom navigation bar includes icons for 'Dashboard', 'Search', 'DDx', and 'Library'.

[Return to Table of Contents](#)

Updates

[More about updates](#)

Browser:

The screenshot shows the AccessCardiology website interface. At the top, there is a navigation bar with the logo and several menu items: Review Questions, Cases, Video & Audio, Study Tools, Books, and More. Below the navigation bar is a Library section with a grid of categories: Cardiac Monitoring, Echocardiography, Imaging, View All, Cardiovascular Medicine, Electrocardiography, Interventional Cardiology, Congenital Heart Disease, Electrophysiology, Nuclear Cardiology, Critical Care, Graduate Medical Education, and Vascular Medicine. A dropdown menu is open under the 'Books' menu item, showing 'Updates', 'Hurst's the Heart Updates', and 'View All'. In the main content area, there is a sidebar with 'Updates', 'Archived Textbooks', and '2 Minute Medicine®: Cardiology'. The main content area displays a list of updates, each with a date (May 22, 2024), a title, and authors. The updates listed are: 1. 'A Double-Blind, Randomized Placebo-Procedure-Controlled Trial of an Interatrial Shunt in Patients with HFrEF and HFpEF - RELIEVE-HF' by Lindsey R. Mitrani, Anu Lala. 2. 'PREVENT Trial: Impact of Percutaneous Coronary Intervention in Patients with Vulnerable Non-Obstructive Coronary Plaques' by Kyle F. Nelson, Gina LaRocca. 3. 'Phase 2 KARDIA-2 Trial' by Stephanie Jou, Jeffrey I. Mechanick. 4. 'ORBITA-COSMIC: Coronary Sinus Reducer for the Treatment of Refractory Angina' by Sean R. Mendez, Gregory Serrao.

App:

The screenshot shows the AccessCardiology app dashboard. At the top, there is a 'Dashboard' header with a user profile icon. Below the header is a section titled 'New on AccessCardiology'. In this section, there is a book cover for 'DEVICES IN CARDIAC CRITICAL CARE' by Sean R. Mendez, Gregory Serrao, and Mohamed Abd. To the right of the book cover is the text 'Devices in Cardiac Critical Care' and a button labeled 'Explore book'.

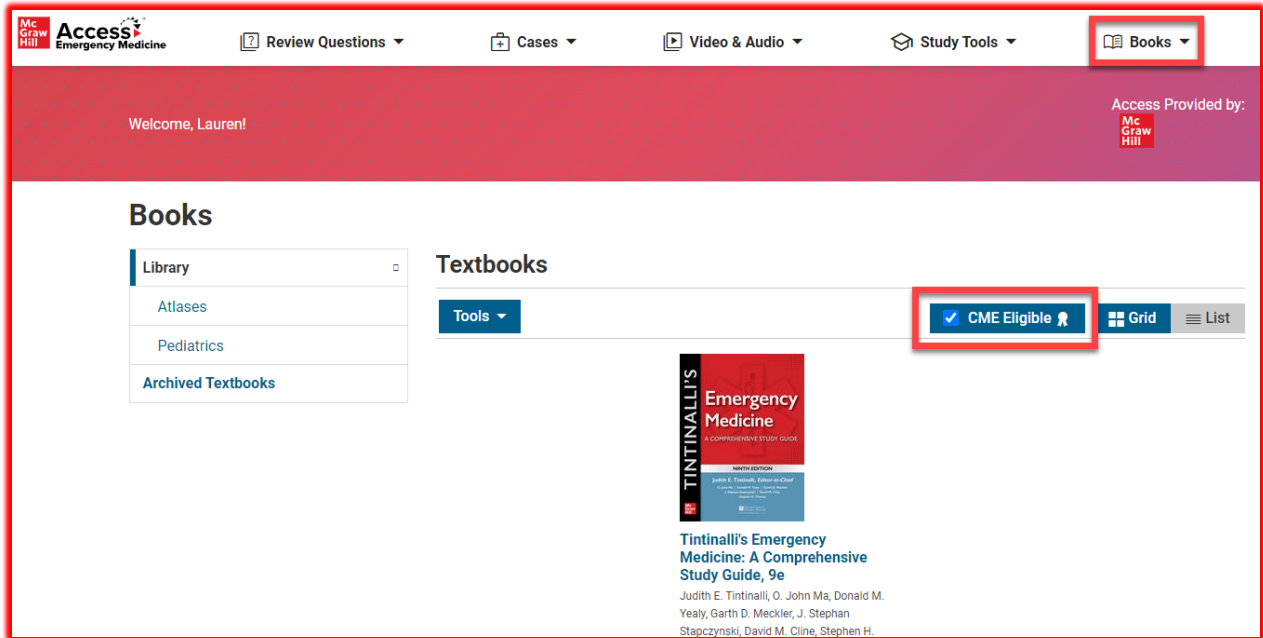
[Return to Table of Contents](#)

CME Eligible Texts

Receive CME credit for searches and prepare for in-services, certification, and recertification with content that covers a broad area of medicine.

[More about CME](#)

Browser:



The screenshot shows the McGraw Hill Access Emergency Medicine website interface. At the top, there is a navigation bar with the McGraw Hill logo, 'Access Emergency Medicine', and several menu items: 'Review Questions', 'Cases', 'Video & Audio', 'Study Tools', and 'Books'. The 'Books' menu is highlighted with a red box. Below the navigation bar, a red banner displays 'Welcome, Lauren!' on the left and 'Access Provided by: McGraw Hill' on the right. The main content area is titled 'Books' and features a left-hand sidebar with a 'Library' dropdown menu containing 'Atlases', 'Pediatrics', and 'Archived Textbooks'. The main section is titled 'Textbooks' and includes a 'Tools' dropdown menu and a 'CME Eligible' filter button, which is highlighted with a red box. Below the filter, a book cover for 'Tintinalli's Emergency Medicine: A Comprehensive Study Guide, 9e' is displayed, along with its title and authors: Judith E. Tintinalli, O. John Ma, Donald M. Yealy, Garth D. Meckler, J. Stephan Stapczynski, David M. Cline, and Stephen H.

App:

Not available

[Return to Table of Contents](#)

Quick Reference

Browser:

The screenshot shows the Access Medicine website interface. At the top, there is a navigation bar with the Access Medicine logo and several menu items: Review Questions, Cases, Video & Audio, Study Tools, Books, and a 'More' dropdown menu. Below the navigation bar, a dark blue header contains the user greeting 'Welcome, Lauren!' and 'Access Provided by: McGraw Hill'. The main content area is titled 'Hospital Corner' and includes a sidebar menu with options like Books, Board Review, Cases, Harrison's Podclass, Infographics, Quick Reference (highlighted with a red box), and Procedures. The main content area features a 'Quick Reference' section with three cards: 'QUICK Medical Diagnosis & Treatment LANGE', 'Diagnostic Tests', and '2 Minute Medicine'. Each card includes a brief description and author information.

App:

Search any topic and filter by “Quick Reference.”

The screenshot shows the app's 'Filter results' screen. At the top, there are 'Cancel' and 'Filter results' buttons. Below this is a section titled 'Content type' with a list of filter options: Audio/Video, Book, Book chapter, Case, Chapter section, Image/Figure, Infographic, and Quick reference. The 'Quick reference' option is selected, indicated by a checkmark. At the bottom of the screen, there are two buttons: 'Clear All' and 'Apply Filters'.

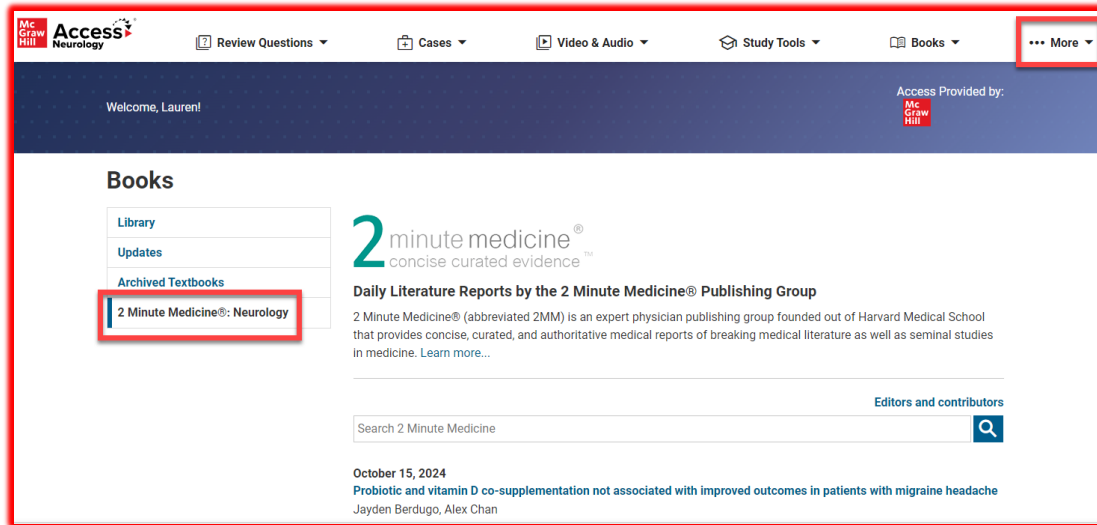
[Return to Table of Contents](#)

2 Minute Medicine®

Concise and curated reviews and summaries of new medical studies. Studies are rated for the appraisal of evidence-based medicine.

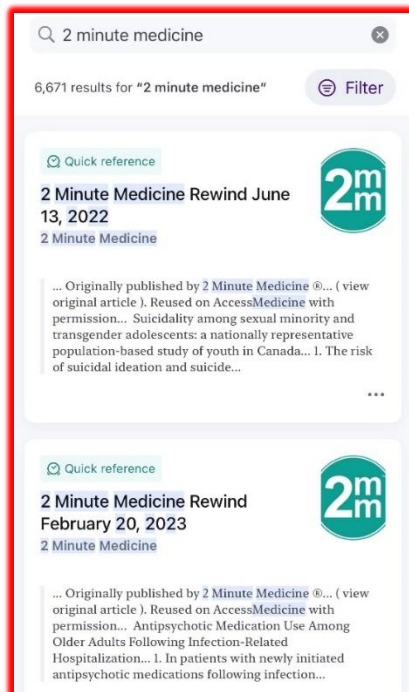
[More about 2 Minute Medicine](#)

Browser:



The screenshot shows the AccessMedicine website interface. At the top, there is a navigation bar with options: Review Questions, Cases, Video & Audio, Study Tools, Books, and a 'More' dropdown menu. Below the navigation bar, a welcome message 'Welcome, Lauren!' is displayed. The main content area is titled 'Books' and features a sidebar with 'Library', 'Updates', and 'Archived Textbooks'. The '2 Minute Medicine®: Neurology' link is highlighted in the sidebar. The main content area displays the '2 minute medicine®' logo and the text 'concise curated evidence™'. Below this, it says 'Daily Literature Reports by the 2 Minute Medicine® Publishing Group' and provides a brief description of the service. A search bar for '2 Minute Medicine' is visible, along with a link to 'Editors and contributors'. At the bottom, a date 'October 15, 2024' and a headline 'Probiotic and vitamin D co-supplementation not associated with improved outcomes in patients with migraine headache' by Jayden Berdugo and Alex Chan are shown.

App:



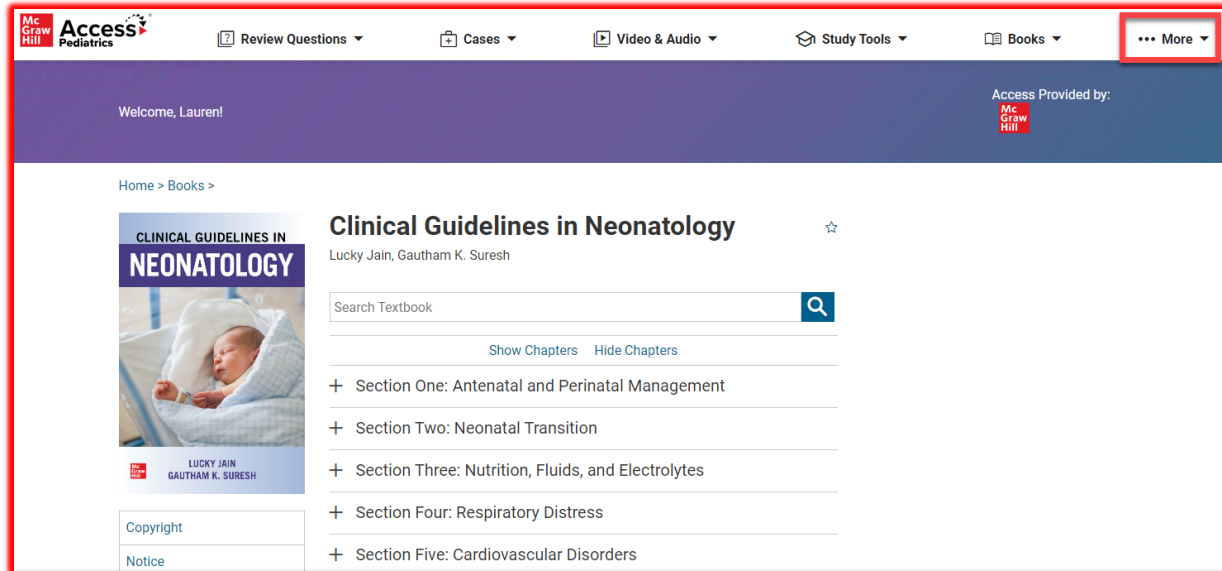
The screenshot shows the 2 Minute Medicine mobile app interface. At the top, there is a search bar with the text '2 minute medicine' and a close button. Below the search bar, it displays '6,671 results for "2 minute medicine"' and a 'Filter' button. The main content area shows two search results. Each result includes a 'Quick reference' icon, the title '2 Minute Medicine Rewind', the date, and the 2 Minute Medicine logo. The first result is dated 'June 13, 2022' and the second is dated 'February 20, 2023'. Each result also includes a brief description of the article and a 'view original article' link.

[Return to Table of Contents](#)

Guidelines

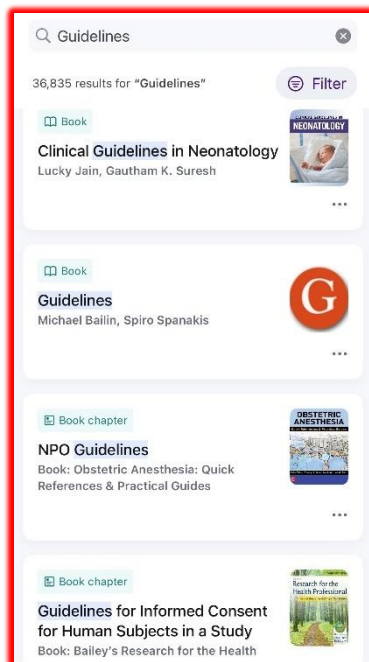
Guidelines that assist in disease screening, prevention, and management by providing succinct digest versions of longer original guidelines.

Browser:



The screenshot shows the McGraw Hill Access Pediatrics website. The top navigation bar includes links for Review Questions, Cases, Video & Audio, Study Tools, Books, and a More menu. The user is logged in as Lauren. The main content area displays the book 'Clinical Guidelines in Neonatology' by Lucky Jain and Gautham K. Suresh. The book cover features a newborn baby. Below the cover, there is a search bar and a list of chapters: Section One: Antenatal and Perinatal Management, Section Two: Neonatal Transition, Section Three: Nutrition, Fluids, and Electrolytes, Section Four: Respiratory Distress, and Section Five: Cardiovascular Disorders. The copyright and notice information is also visible.

App:



The screenshot shows a mobile app search results page for 'Guidelines'. The search bar contains the text 'Guidelines' and shows 36,835 results. The results are filtered and displayed as a list of items. The first item is 'Clinical Guidelines in Neonatology' by Lucky Jain and Gautham K. Suresh, with a book icon. The second item is 'Guidelines' by Michael Bailin and Spiro Spanakis, with a book icon and a red 'G' logo. The third item is 'NPO Guidelines' by Book: Obstetric Anesthesia: Quick References & Practical Guides, with a book chapter icon and a book cover image. The fourth item is 'Guidelines for Informed Consent for Human Subjects in a Study' by Book: Bailey's Research for the Health, with a book chapter icon and a book cover image.

[Return to Table of Contents](#)

FDA MedWatch

Clinically important safety information regarding human medical products

Browser:

McGraw Hill Access Pharmacy

Books Review Questions Cases Video & Audio Study Tools More

Welcome, Laurent!

Access Provided by: McGraw Hill

FDA MedWatch

Clinically important safety information regarding human medical products

June 05, 2024 at 12:00 AM
HomeoCare Laboratories Inc. Issues Voluntary Nationwide Recall of Homeopathic Stella Life Oral Care Spray Unflavored and Advanced Formula Peppermint Oral Care Rinse Due to Microbial Contamination
HomeoCare Laboratories Inc., a manufacturer of homeopathic products, is voluntarily recalling two batches of Homeopathic StellaLife Oral Care Products listed in the table below manufactured in 2024 due to FDA findings of microbial contamination. This recall is to be performed at the consumer level.

June 05, 2024 at 12:00 AM
Medtronic Recalls StealthStation S8 Application Versions 1.2.0, 1.1.0, 1.0.3, 1.0.2, and 1.0.1 for Software Error that May Cause Incorrect Measurements During Cranial Surgery
The software error may cause numbers or letters to be missing from the displayed text and may result in the mechanical depth stop being set too short or too long.

June 05, 2024 at 12:00 AM
2024 Medical Device Recalls
2024 Medical Device Recalls

June 03, 2024 at 12:00 AM
UPDATE: Evaluating Plastic Syringes Made in China for Potential Device Failures: FDA Safety Communication

Food and Drug Administration
MEDWATCH

App:

Fda medwatch

158 results for "Fda medwatch" Filter

Table

Table 1-1. Number of Adverse Events Reported to FDA MedWatch over a 5-Year Period. a

...Table 1-1. Number of Adverse Events Reported to FDA MedWatch over a 5-Year Period.a... Table 1-1. Number of Adverse Events Reported to FDA MedWatch over a 5-Year Period. a... Years... Reported directly to FDA... Reported to pharmaceutical company and then reported to FDA... Total...

Chapter section

MedWatch

Postmarketing Medication Safety Surveillance: A Current Public Health Iss...

Book: Maxcy-Rosenau-Last Public Health and...

...MedWatch... Figure 73-3... U.S. Food and Drug Administration. MedWatch, the FDA Safety Information and Adverse Event Reporting Program. For voluntary reporting of adverse events, product problems, and product use errors... <http://www.fda.gov/medwatch/index.html>... MedWatch is the FDA's...

[Return to Table of Contents](#)

Quick Dx & Rx

A collection of concise evidence-based outlines of conditions and disorders most often encountered in medical practice – perfect for high-yield review or for quick reference in the clinical setting

Browser:

The screenshot shows the web interface for 'Quick Dx & Rx: Cardiology' on the Access Cardiology platform. The top navigation bar includes 'Review Questions', 'Cases', 'Video & Audio', 'Study Tools', 'Books', and a 'More' dropdown menu. The page title is 'Quick Dx & Rx: Cardiology' by Michael H. Crawford, Mandar Aras, and José M. Sanchez. A search bar is present, and a list of topics is displayed in two columns: Abdominal Aortic Aneurysm, Acromegaly and the Heart, Adrenal Insufficiency and the Heart, AIDS and the Heart, Angina Pectoris, Unstable, Ankylosing Spondylitis and the Heart, Athlete's Heart, Atrial Fibrillation, Atrial Flutter, Atrial Septal Defect (ASD), Atrial Tachycardia, Automatic (Ectopic), and Atriofascicular Tachycardia (Mahaim Tachycardia). The book cover is visible on the left, and a 'More' dropdown menu is highlighted in the top right corner.

App:

The screenshot shows the mobile app interface for 'Quick Dx & Rx: Cardiology'. The search bar contains 'Quick dx' and shows 5,410 results. The results are filtered to show 'Book' and 'Book chapter' items. The first result is the book 'Quick Dx & Rx: Cardiology' by Michael H. Crawford, Mandar Aras, and José M. Sanchez. The second result is a book chapter 'Atriofascicular Tachycardia (Mahaim Tachycardia)' from the book 'Quick Dx & Rx: Cardiology'. The third result is a book chapter 'Cardiomyopathy, Tachycardia Induced' from the book 'Quick Dx & Rx: Cardiology'. The app interface is clean and user-friendly, with a search bar, filter options, and a list of results.

[Return to Table of Contents](#)

Quick Answers

Browser:

The screenshot shows the AccessPhysiotherapy website interface. At the top, there is a navigation bar with the 'Books' menu highlighted. Below the navigation bar, a blue header contains the user's name 'Welcome, Laurent!' and the text 'Access Provided by: McGraw Hill'. The main content area displays the title 'Quick Answers: Physiotherapy' by Eric Shamus. A search bar is present, and below it is an alphabetical index from A to V. A table of contents lists various medical conditions such as 'Abscess, Brain', 'Acoustic Neuroma', 'Acquired Coagulation Disorders', 'Addison Disease', 'Amputation Transtibial (BK)', 'Appendicitis', 'Arthritis, Juvenile Rheumatoid', and 'Arthritis, Rheumatoid'. A circular logo with a lightning bolt and the text 'QUICK ANSWERS PHYSIOTHERAPY' is also visible.

App:

The screenshot shows a mobile application search interface. The search bar contains the text 'Quick answers'. Below the search bar, it indicates '1,922 results for "Quick answers"' and includes a 'Filter' button. The search results are displayed as a list of book entries, each with a 'Book' icon, the title, the author's name, and the circular logo seen in the browser screenshot. The visible entries are: 'Quick Answers: Pharmacy' by Lauren K. Roller, Laura Baumgartner, and Shane P. Desselle; 'Quick Answers: Physiotherapy' by Eric Shamus; 'Quick Answers Surgery' by Gerard M. Doherty; and another 'Quick Answers: Physiotherapy' entry by Eric Shamus.

[Return to Table of Contents](#)

Infographics

Customers can use infographics for patient use and share patient education handouts with patients. They can also add a logo to those handouts and add a customized message.

Browser:

The screenshot shows the Access Medicine website interface. At the top, there is a navigation bar with 'Study Tools' highlighted in a red box. Below the navigation bar, the user is greeted with 'Welcome, Lauren!'. The main content area is titled 'The Infographic Guide to Medicine: Cardiology' and includes a search bar. Below the search bar, there are four infographic cards for 'Angina Pectoris', 'Aortic Dissection', 'Aortic Regurgitation', and 'Aortic Stenosis'. Each card provides a structured overview of the condition, including etiology, clinical presentation, diagnosis, and treatment.

App:

Search any topic and filter by “Infographic”

The screenshot shows the 'Filter results' menu in the app. The 'Content type' section lists various options: Audio/Video, Book, Book chapter, Case, Chapter section, Image/Figure, and Infographic. The 'Infographic' option is selected, indicated by a checkmark. At the bottom of the menu, there are two buttons: 'Clear All' and 'Apply Filters', with 'Apply Filters' highlighted in a dark purple color.

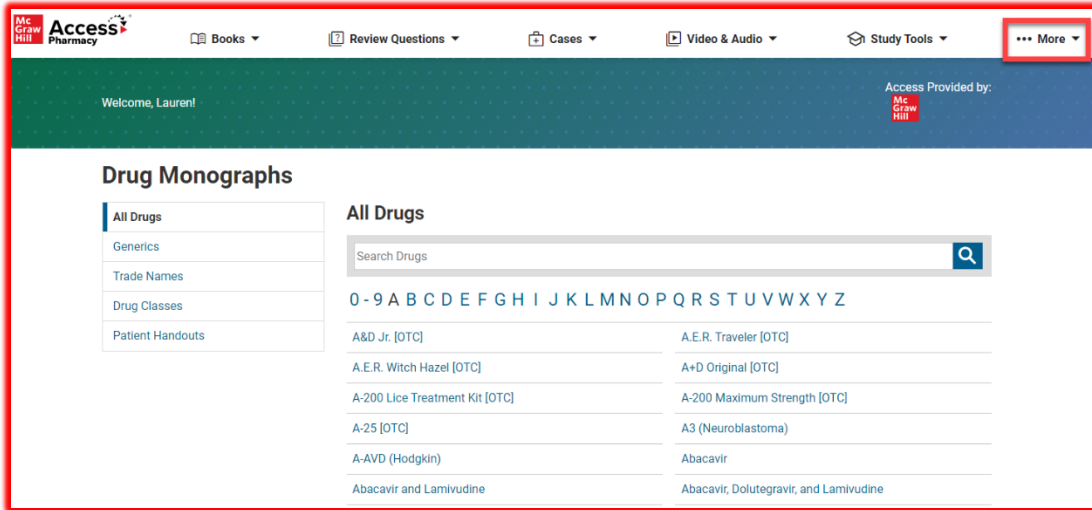
[Return to Table of Contents](#)

Drugs

Look up dosing, indications, and adverse reactions quickly for generic and brand-name drugs, with printable patient handouts presented in English and Spanish.

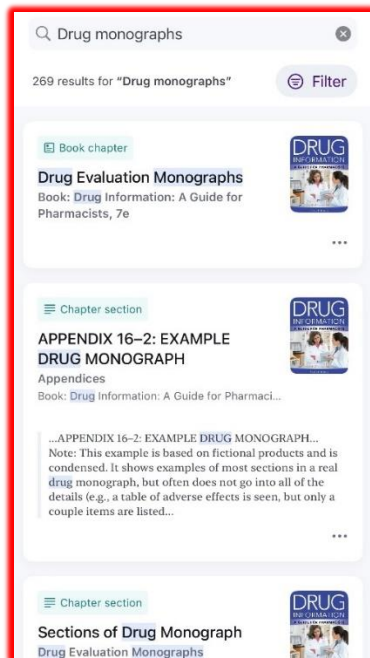
The Drug Monographs are the same for all verticals. They are updated on an autofeed and each have an updated date and reference at the bottom of the page.

Browser:



The screenshot shows the Access Pharmacy website interface. At the top, there is a navigation bar with the Access Pharmacy logo and several menu items: Books, Review Questions, Cases, Video & Audio, Study Tools, and a 'More' dropdown menu. Below the navigation bar, a dark green header contains the text 'Welcome, Laurent!' and 'Access Provided by: Mc Graw Hill'. The main content area is titled 'Drug Monographs' and features a left-hand sidebar with a list of filters: All Drugs (selected), Generics, Trade Names, Drug Classes, and Patient Handouts. The main content area is titled 'All Drugs' and includes a search bar labeled 'Search Drugs' with a magnifying glass icon. Below the search bar is an alphabetical index from 0 to Z. A grid of drug names is displayed, including A&D Jr. [OTC], A.E.R. Witch Hazel [OTC], A-200 Lice Treatment Kit [OTC], A-25 [OTC], A-AVD (Hodgkin), Abacavir and Lamivudine, A.E.R. Traveler [OTC], A+D Original [OTC], A-200 Maximum Strength [OTC], A3 (Neuroblastoma), Abacavir, and Abacavir, Dolutegravir, and Lamivudine.

App:



The screenshot shows the mobile app interface for Access Pharmacy. At the top, there is a search bar with the text 'Drug monographs' and a close button. Below the search bar, it displays '269 results for "Drug monographs"' and a 'Filter' button. The search results are listed in a vertical scrollable format. The first result is a 'Book chapter' titled 'Drug Evaluation Monographs' from the book 'Drug Information: A Guide for Pharmacists, 7e'. The second result is a 'Chapter section' titled 'APPENDIX 16-2: EXAMPLE DRUG MONOGRAPH' from the same book. The third result is another 'Chapter section' titled 'Sections of Drug Monograph' from the same book. Each result includes a small thumbnail image of the book cover and a three-dot menu icon.

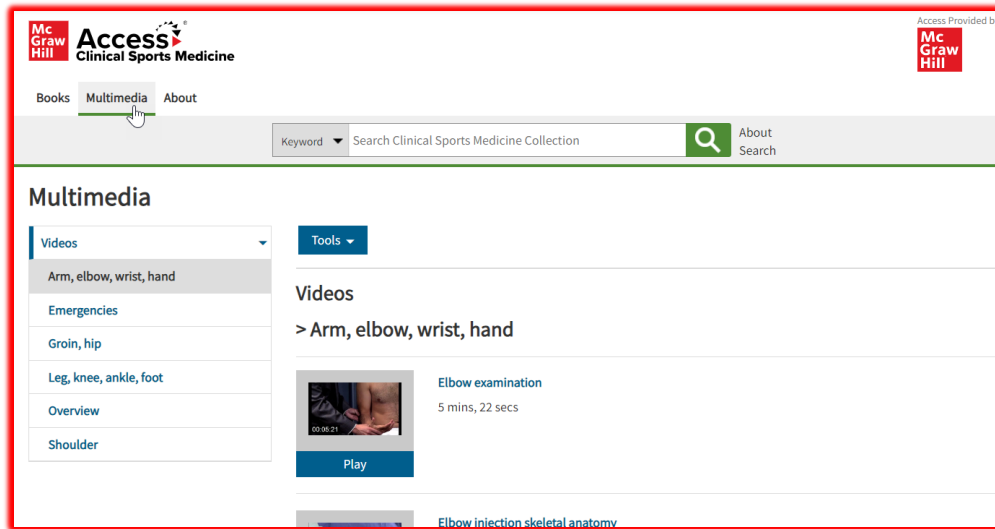
[Return to Table of Contents](#)

Multimedia

A unique collection of examination and procedural videos, patient safety modules, audio files, and animations that feature complicated concepts presented in terms students can understand are available, including videos illustrating fundamental medical concepts drawn from the world's most trusted medical textbooks.

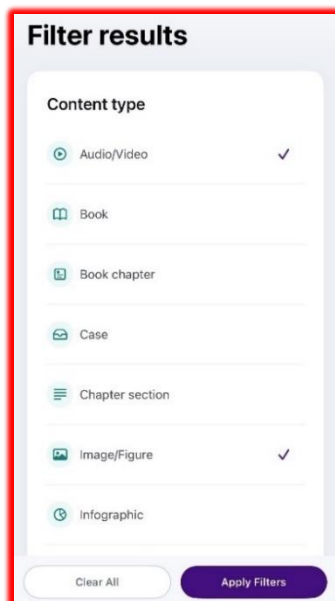
[More about multimedia](#)

Browser:



App:

Search and filter by multimedia



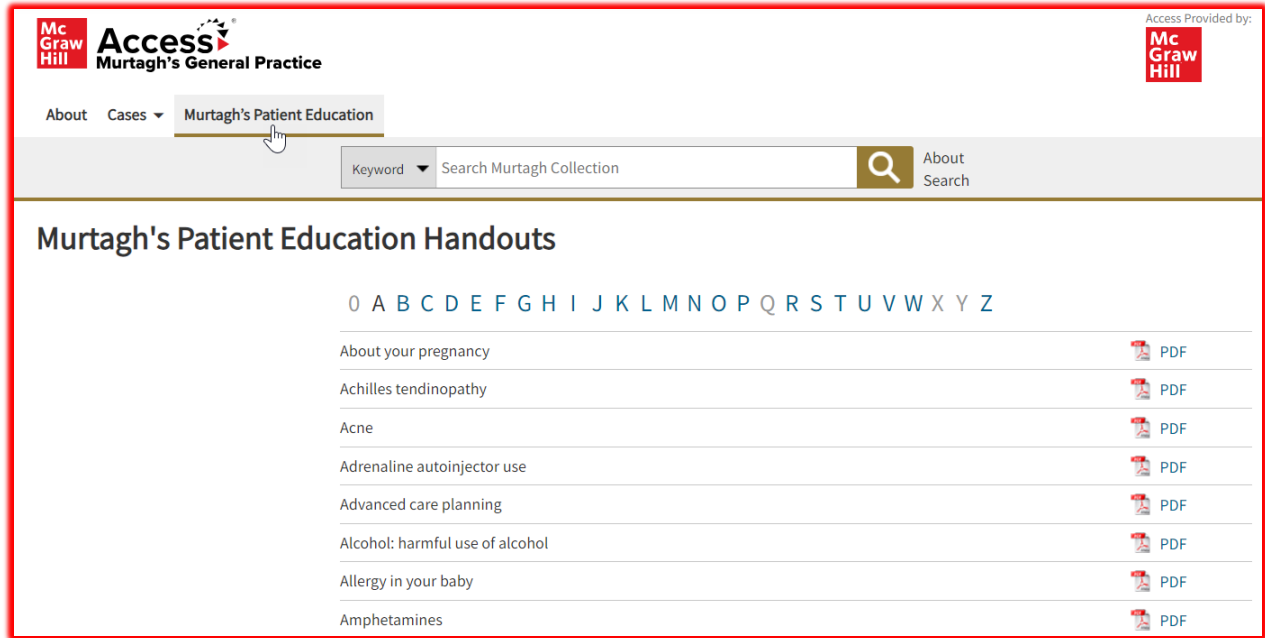
[Return to Table of Contents](#)

Patient Education

Comprehensive, reliable healthcare information for adults, pediatrics, and medicines, available in multiple languages and for thousands of topics to help you help your patients understand their care and improve their health status.

You are allowed to share the patient education handouts with patients. You can also add a logo to those handouts and add a customized message.

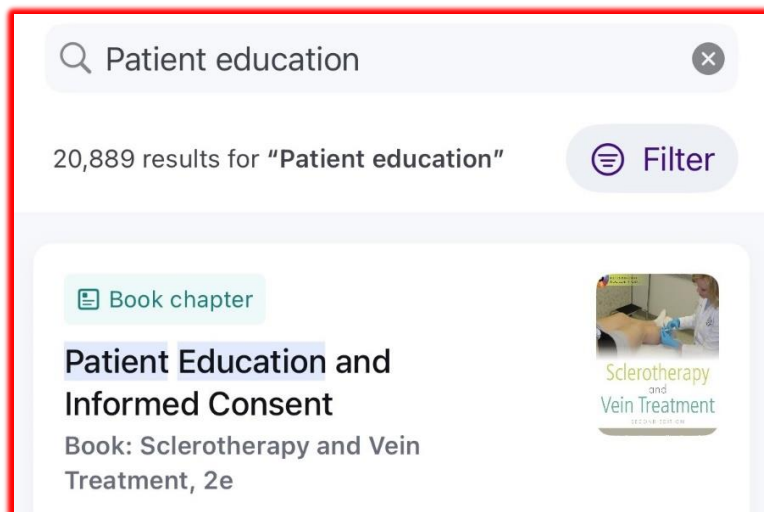
Browser:



The screenshot shows the 'Murtagh's Patient Education Handouts' webpage. At the top, there is a navigation bar with the 'McGraw Hill Access Murtagh's General Practice' logo on the left and 'Access Provided by: McGraw Hill' on the right. Below the logo is a navigation menu with 'About', 'Cases', and 'Murtagh's Patient Education'. A search bar is located below the menu, with a 'Keyword' dropdown and a search icon. The main content area is titled 'Murtagh's Patient Education Handouts' and features a list of handouts with a PDF icon next to each title. The list includes: 'About your pregnancy', 'Achilles tendinopathy', 'Acne', 'Adrenaline autoinjector use', 'Advanced care planning', 'Alcohol: harmful use of alcohol', 'Allergy in your baby', and 'Amphetamines'. A navigation bar with letters A-Z is positioned above the list.

Handout Title	Format
About your pregnancy	PDF
Achilles tendinopathy	PDF
Acne	PDF
Adrenaline autoinjector use	PDF
Advanced care planning	PDF
Alcohol: harmful use of alcohol	PDF
Allergy in your baby	PDF
Amphetamines	PDF

App:



The screenshot shows the mobile app search results for 'Patient education'. The search bar at the top contains the text 'Patient education' and a search icon. Below the search bar, it displays '20,889 results for "Patient education"' and a 'Filter' button. The first result is a 'Book chapter' titled 'Patient Education and Informed Consent' from the book 'Sclerotherapy and Vein Treatment, 2e'. The book cover image shows a person receiving treatment on their leg.

[Return to Table of Contents](#)

Hospital Corner

Browser:

The screenshot shows the McGraw Hill Access Medicine website. The top navigation bar includes the McGraw Hill Access Medicine logo, a search icon, and dropdown menus for 'Review Questions', 'Cases', 'Video & Audio', 'Study Tools', and 'Books'. A 'More' dropdown menu is highlighted with a red box. Below the navigation bar, a dark teal header contains the text 'Welcome, Lauren!' on the left and 'Access Provided by: McGraw Hill' on the right. The main content area is titled 'Hospital Corner' and features a left-hand navigation menu with options: Books, Board Review, Cases, Harrison's Podclass, Infographics, Quick Reference, and Procedures. The main content is divided into three columns under the heading 'Selected content for practicing providers'. The first column, 'Books', shows a collage of book covers including 'EMERGENCY MEDICINE', 'Principles of Neurology', 'Fishman's', and 'LICHMAN'S Atlas of Hematology'. The second column, 'Board Review', features an image of three people in a meeting and the text: 'Prepare for boards with our renowned resources.' The third column, 'Cases', features an image of a bookshelf and the text: 'Test your clinical knowledge by using our proprietary cases as a guide.'

App:

Search relevant terms.

[Return to Table of Contents](#)

Clerkship

Browser:

The screenshot shows the McGraw Hill Access ObGyn website. The top navigation bar includes the McGraw Hill Access ObGyn logo, a search icon, and dropdown menus for 'Review Questions', 'Cases', 'Video & Audio', 'Study Tools', 'Books', and 'More'. A purple banner below the navigation bar says 'Welcome, Lauren!' on the left and 'Access Provided by: McGraw Hill' on the right. The main content area is titled 'Clerkship Corner' and contains the text: 'Content selected with medical students in mind.' followed by a bulleted list: '• Q&A to prepare for the Step 2 or shelf exam' and '• Textbook recommendations suited for medical student learning'. Below this are two featured book covers: 'CURRENT Diagnosis & Treatment: Obstetrics & Gynecology, 12e' by Alan H. DeCherney, Lauren Nathan, Neri Laufer, Ashley S. Roman, and 'Obstetrics and Gynecology: PreTest® Self-Assessment and Review, 15e' by Shireen Madani Sims.

App:

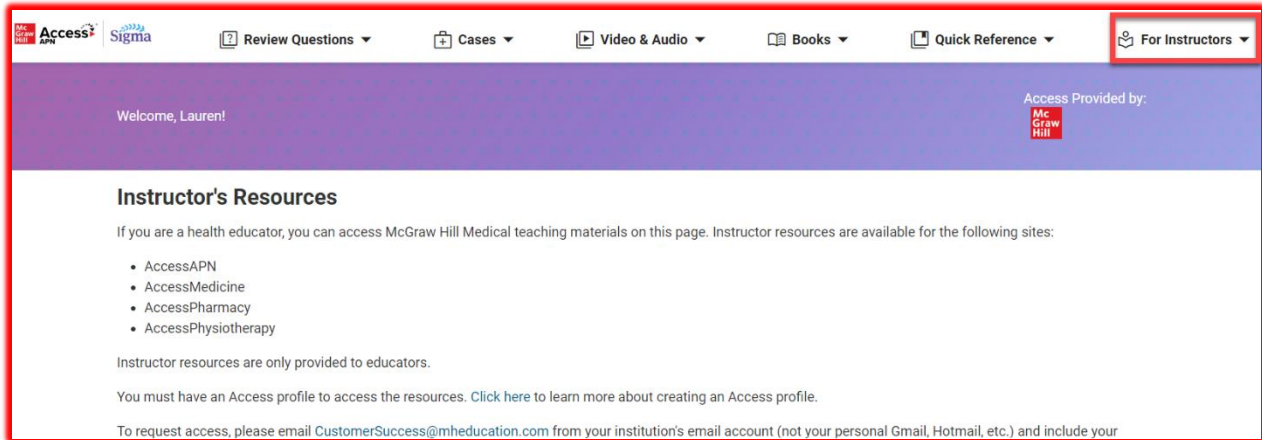
Search relevant terms.

[Return to Table of Contents](#)

Instructors tab

On AccessAPN, AccessMedicine, AccessPhysiotherapy, and AccessPharmacy

Browser:



The screenshot shows the McGraw Hill Access website interface. At the top, there is a navigation bar with the McGraw Hill Access logo on the left and several menu items: "Review Questions", "Cases", "Video & Audio", "Books", "Quick Reference", and "For Instructors". The "For Instructors" menu item is highlighted with a red box. Below the navigation bar, a purple banner displays "Welcome, Lauren!" on the left and "Access Provided by: McGraw Hill" on the right. The main content area is titled "Instructor's Resources" and contains the following text: "If you are a health educator, you can access McGraw Hill Medical teaching materials on this page. Instructor resources are available for the following sites:" followed by a bulleted list: "AccessAPN", "AccessMedicine", "AccessPharmacy", and "AccessPhysiotherapy". Below the list, it states "Instructor resources are only provided to educators." and "You must have an Access profile to access the resources. [Click here](#) to learn more about creating an Access profile." At the bottom, it says "To request access, please email CustomerSuccess@mheducation.com from your institution's email account (not your personal Gmail, Hotmail, etc.) and include your

App:

Not available

[Return to Table of Contents](#)

Human Anatomy Modules

Browser:

The screenshot displays the McGraw Hill Access Medicine website interface. At the top, the navigation bar includes the McGraw Hill Access Medicine logo, a search icon, and menu items for "Review Questions", "Cases", "Video & Audio", "Study Tools", and "Books". The "Video & Audio" menu is highlighted with a red box. Below the navigation bar, a dark blue banner contains the text "Welcome, Lauren!" and "Access Provided by: McGraw Hill". The main content area is titled "Multimedia" and features a left-hand sidebar with a list of categories: "Auscultation Classroom", "Big Picture Physiology Videos", "Diagnostic and Imaging Studies", "Harrison's Pathophysiology Animations", "Heart and Lung Sounds", "Human Anatomy Modules", "Complete Human Anatomy Modules", "Focused Anatomy Modules", and "Human Anatomy Tours". The "Human Anatomy Modules" category is highlighted with a red box. To the right of the sidebar is a "Tools" dropdown menu. The main content area is titled "Human Anatomy Modules" and displays three featured modules: "Complete Human Anatomy Modules" (with an image of a human figure), "Focused Anatomy Modules" (with an image of a heart), and "Human Anatomy Tours" (with an image of a human skeleton).

App:

Not available

[Return to Table of Contents](#)

Review Questions

Extensive Q&A from leading references to assist students and residents in exam preparation.

[More on review questions](#)

Browser:

The screenshot shows the McGraw-Hill Access Anesthesiology website. The top navigation bar includes 'Review Questions' (highlighted with a red box), 'Cases', 'Video & Audio', 'Study Tools', 'Books', and 'More'. The main content area is titled 'Review Questions' and features a sidebar with 'Review Questions' and 'CME Eligible' tabs. The main content lists several resources with their respective question counts:

- Anesthesiology Self-Assessment and Board Review: BASIC Examination** (823 Questions)
- Anesthesiology: Examination & Board Review, 7e** (1500 Questions)
- Basic & Clinical Biostatistics, 5e** (55 Questions)
- Certification Review for Nurse Anesthesia** (791 Questions)

There is also a 'TEE Practice Tests' section on the right, which includes 'PRACTICE TEST: BASIC TEE' with 100 practice questions and options to 'Take as a timed test' or 'Don't time me'.

App:

The screenshot shows the McGraw-Hill Access app dashboard. The top bar is purple with a 'Dashboard' title and a user profile icon. The main content area is titled 'Review Questions' and features two large cards: 'AccessMedicine' (blue background) and 'AccessPharmacy' (green background). Both cards are labeled 'Curated by Access'.

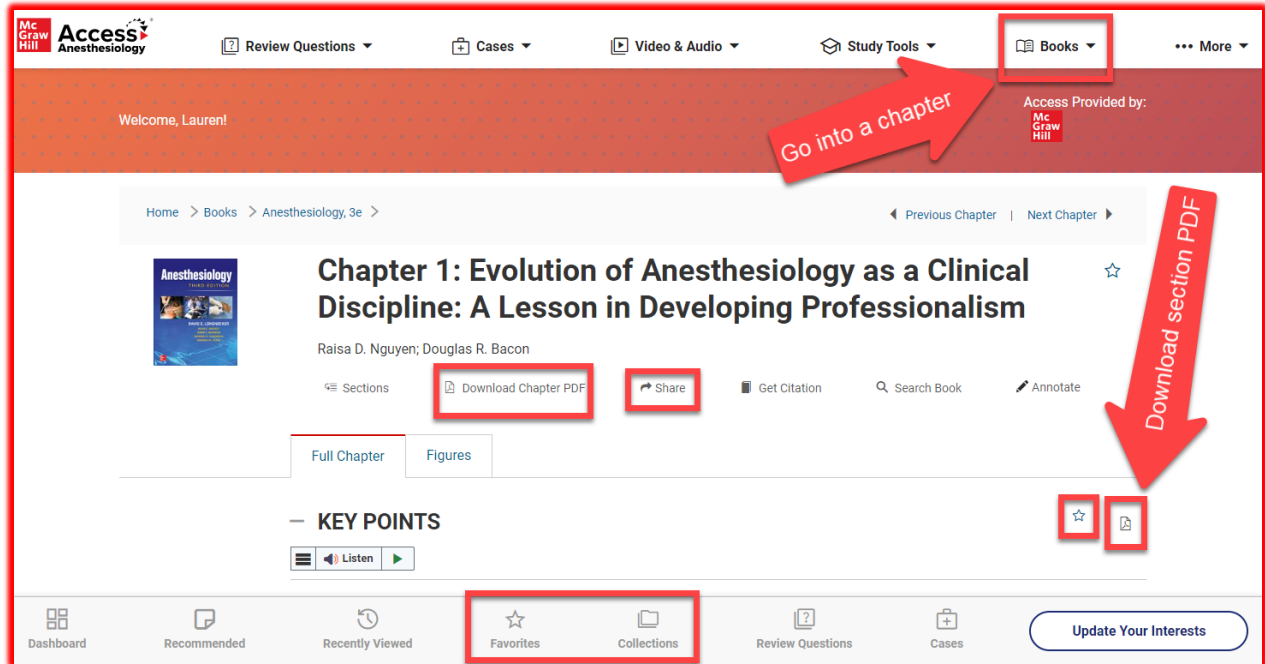
The screenshot shows the McGraw-Hill Access app search results for 'Board review'. The search bar contains 'Board review' and shows 21,435 results. The results list several books:

- McGraw-Hill Education Specialty Board Review Dermatology: A Pictorial Review, 3e** by Asra Ali
- Pharmacy Law—Examination and Board Review** by William J. Feinberg
- Integrative Medical Biochemistry Examination and Board Review** by Michael W. King

[Return to Table of Contents](#)

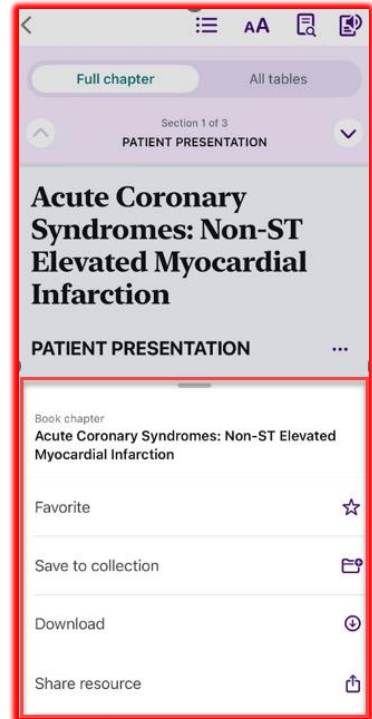
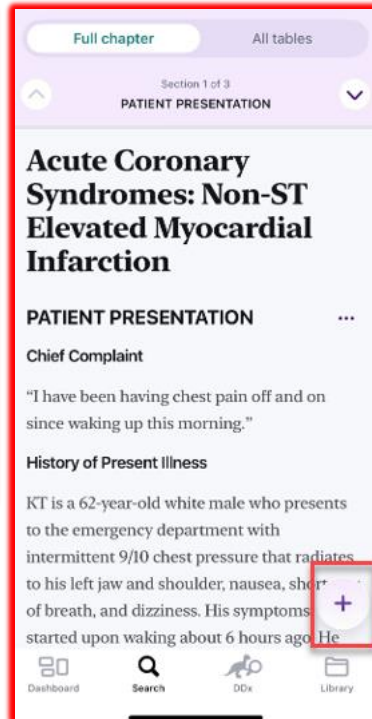
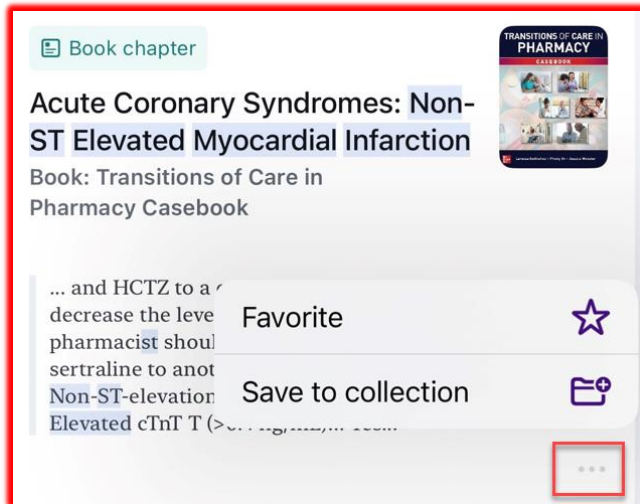
Download, Favorite, Save, Share

Browser:



App:

Click on the "+" within a chapter to expand options

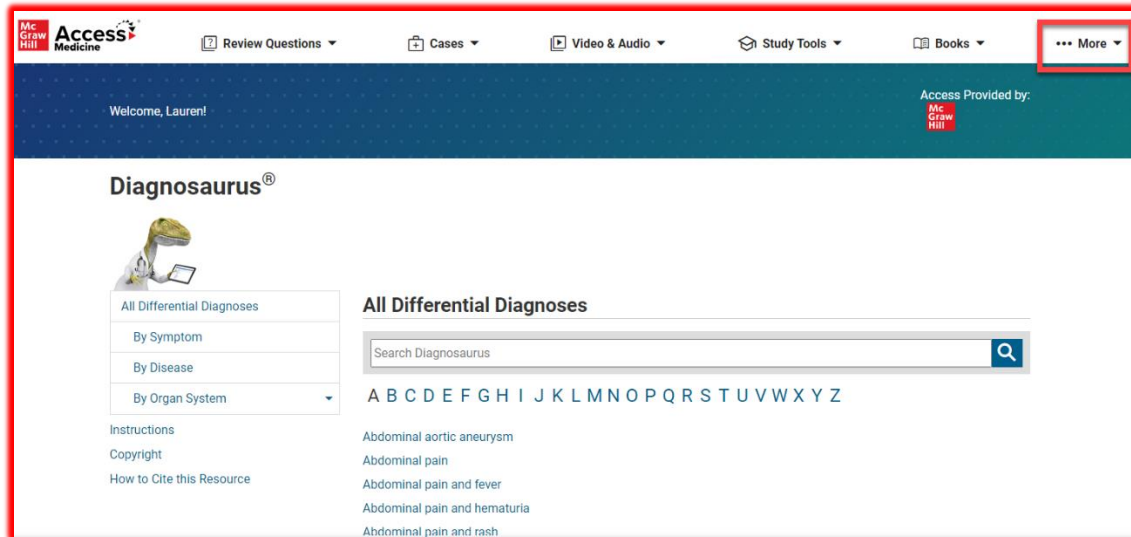


[Return to Table of Contents](#)

Diagnosaurus®

Differential Diagnosis Tool – Connect to more than 1,000 diagnoses through Diagnosaurus®, a tool that saves you time by allowing you to browse by symptom, disease, or organ system at the point of care.

Browser:



App:

You will only see the landing page with an AccessMedicine institutional subscription



[Return to Table of Contents](#)

[More About Updates](#)

You can receive education news in your inbox regarding the latest industry updates, recently published editions, online access to premium products, exclusive downloads and more! You can sign up for exclusive product updates here: https://learn.mheducation.com/sign-up-2022.html?utm_source=marketo&utm_medium=email&utm_campaign=int_all-rn-all-all-reactivate&utm_content=em1

You can follow channels on our Access User Center: <https://www.accessusercenter.com/>

You can view updates in the Books tab of the Access site:
<https://accessmedicine.mhmedical.com/books.aspx?view=updates>

You can view newly published or soon-to-be-published MH Medical titles by visiting this link:
https://www.mhprofessional.com/medical?dir=desc&order=publication_date&p=1

Updates and new editions are included automatically at no additional charge for the subscribers of the Access vertical. In addition to the main use of the Access verticals as databases, you can use direct links to the eBooks in the Access verticals to which you subscribe and include them in your catalogue, use them as direct links on the website, etc.

Chapters are periodically updated with new content.

The “Updates” link under “Books” are “external” updates and they are not updates to the book chapters themselves. These updates are most likely not included in the print version, but they may be included in a new edition of a print book.

The content for updates are only the titles displayed in “Books – Updated” as shown below. (In the case of ACM, there are 2 titles as below).

Editors decide which titles will have external updates. Again, these are not updates to the book chapters, but external/supplementary information to the book and related chapters.

Some of these updates are related to the certain editions and not necessarily the most recent edition.

[Return to Updates](#)

[Return to Table of Contents](#)

More About the Access Profile

Once connected to your institution (try your library's A-Z list of databases!), you can create or log in to your Access profile, which then provides remote access to our site for 90 days and offers additional personalized features.

If you do not have an Access profile, you can create one while connected to your institution. Here is a link to additional information about the Access profile, including directions for creating one:
https://www.accessusercenter.com/documents/access-profile-flyer?channel_id=access-app

The Access profile enables users to perform the following actions:

- Gain remote access to your subscribed site(s) using just your Access profile credentials. No extra logins or VPNs required.
- Access Self-Assessment to create and save practice tests
- Save chapters, cases, videos, images and tables to your Favorites
- View recently viewed content
- Download multiple images directly to PowerPoint
- Log in to gain and track CME credits

McGraw Hill Access

Learning, your way.

McGraw Hill Access® is a personalized interactive learning solution where users can search vetted and trusted medical and allied health content across a variety of mediums that best fit their learning needs, including

- ▶ Video
- ▶ Podcasts
- ▶ Images
- ▶ Infographics
- ▶ Textbooks
- ▶ Cases
- ▶ Q&A

By creating a free Access profile, you can:

- ▶ View content anytime, anywhere via the app or via the web.
- ▶ Favorite content to revisit later, such as videos, images, tables, chapters, podcasts, and more.
- ▶ Create collections, making it easier and quicker to find important and timely resources.
- ▶ Browse recently viewed content.
- ▶ Access to exclusive content, such as cases and Q&A, that you can manage from your profile.
- ▶ Opt-in and manage communications about new content and product updates.
- ▶ Download multiple images to slides with automatically populating citations.

Create your profile in 3 easy steps:

1. Go to mhmedical.com. You must be on-site at your institution or connect through your institution's VPN or library website.
2. Click on your institution's name in the upper right-hand corner of any page. Once there, click on "Create a Free Access Profile."
3. In the pop-up window, click "Create a Free Access Profile." Complete the registration form and select "Create Profile."

Congratulations! You are ready to enjoy the benefits of an Access profile.

To keep your Access profile active, you must sign in every 90 days while either on-site or through your institution's VPN or library website.

mhmedical.com

McGraw Hill

ACM108 - ©2021 McGraw Hill LLC. All Rights Reserved.

With an Access Profile you may:

- View Access content anytime, anywhere via the new Access App (see instruction below on downloading the app) or via the web.
- Favorite content to revisit later, such as videos, images, tables, chapters, podcasts, and more.
- Create your own personal Collections (folders), making it easier and quicker to find important and timely resources.
- Browse your recently viewed content.
- Access and track your progress through cases and Q&A, that you can manage from your profile.
- Opt-in and manage communications about new content and product updates.
- Download multiple images to slides with automatically populating citations.
- Use the same Access Profile across all your institution's subscriptions to McGraw Hill's Access products (at Ochsner Medical Library: AccessMedicine, AccessAnesthesiology, AccessObGyn, and AccessSurgery).
- Access your content on the go via your mobile device or tablet with the new Access App. See instructions below to download. Once downloaded, you should sign in with your Access Profile account information.

How to Set up Your Free Access Profile Account in 3 Easy Steps

1. Go to www.mhmedical.com. You must be onsite at your institution or connected through your institution's VPN or library website.
2. Click on your institution's name in the upper right-hand corner of any page at Mhmedical.com such as <https://accessmedicine.mhmedical.com/>. Once there, click on "Create a Free Access Profile."
3. In the pop-up window, click "Create a Free Access Profile." Complete the registration form and select "Create Profile." Make note of your username and password for future reference. An important note: To keep your Access profile active, you must sign in every 90 days while either on-site or through your institution's VPN or library website.

[Return to Access Profile](#)

[Return to Table of Contents](#)

[More About the Access App](#)

Download and sign in to the new Access App with your Access Profile Account

1. Download our brand-new Access app available here on the Apple App Store and the Google Play store.
2. Sign into the Access App with your Access Profile. If you do not yet have an Access Profile, you can create one on the App. However, it's recommended that you first create your Access Profile outside of the app (see the above instructions).

Benefits of the Access App from McGraw Hill

- Access the content you need when and where you need it via your mobile device or tablet. (We just added the tablet compatibility)
- Search within content and refine by content type so you can personalize your learning experience. The app creates a much more personalized approach to the Access content.
- Favorite content to revisit later, such as videos, images, tables, chapters, podcasts, and more.
- Create collections, making it easier and quicker to find important and timely resources.
- Browse recently viewed content and curated recommendations on your personal dashboard.
- Sync your favorites and collections between the app and the web through your Access Profile.
- Explore content across all Access sites your institution subscribes to in one place (at Ochsner Medical Library: AccessMedicine, AccessAnesthesiology, AccessObGyn, and AccessSurgery).

Quick Access App Video Tutorials linked below:

- Setup the Access app
- Search in the Access app
- An overview of the content in the Access app (in late August this will include cases and self-assessment questions.
- Personalize your content
- Collect and save content in the Library

[Return to Access App](#)

[Return to Table of Contents](#)

[More About Cases](#)

Cases help medical students better understand and evaluate real world experiences by offering questions to frame the case and the approach to the patient.

You need to be logged in to your Access profile to track your progress while reviewing cases and taking associated questions. The Access profile also allows you to access the Access mobile app, bookmark, and other features.

Case Files do not appear in COUNTER reports because they are not set up the same way as books in their database. Therefore, Case Files Collection usage statistics are only available through the "Activity Reports" section. The Activity Reports include a detailed listing of usage by product and resource. Types of activity include searches and content access. Content Access encompasses all non-search activity on the site, including search result clicks, book chapter expansion, print/email content, enlarge/download image, and video play.

[Return to Cases](#)

[Return to Table of Contents](#)

[More About CME](#)

CME is available through many of our Access sites by completing a search topic and an evaluation form. CME is also now available upon completion of certain review questions and cases. Here is a link to additional information: <https://accessmedicine.mhmedical.com/public/aboutCME.aspx>

To complete CME activities, users will need to sign into their Access profile seen in the upper-right.

Users can filter titles using the CME eligible filter at the top of the library listing of the textbooks. Users can track and organize their activities into clinical queries using the CME ribbon that will appear in the chapter task bar after being on a chapter for at least 15 seconds. The My CME page in the profile has more information on how to claim CME credits, how activities are accredited, etc. The screenshot below demonstrates these features.

Users can also select from review titles which offer CME eligible content.

[Return to CME](#)

[Return to Table of Contents](#)

[More About 2 Minute Medicine®](#)

Daily Literature Reports by the 2 Minute Medicine® Publishing Group

2 Minute Medicine® (abbreviated 2MM) is an expert physician publishing group founded out of Harvard Medical School that provides concise, curated, and authoritative medical reports of breaking medical literature as well as seminal studies in medicine.

[Return to 2 Minute Medicine®](#)

[Return to Table of Contents](#)

[More About Books](#)

There is no a la carte purchase options for the titles (e-Books) included in the Access verticals.

There is no option to download the full-text of the book all-at-once from the site. This is for a couple of reasons: the first is to protect the copyright of our authors (it's easy for books to get spread around online if they can be downloaded in entirety); the second is that we constantly update text, add supplementary material, etc so accessing the content from the site ensures you will always have the most up-to-date information.

Unfortunately, we are not able to provide online access to copies which have been purchased through separate third-party vendors, such as Amazon. If you purchased it through an institution, such as a university bookstore, then the information for online access should have been provided with your purchase.

We have texts available for purchase on MHPProfessional.com, but they are not PDFs.
<https://www.mhprofessional.com>

However, you can request an electronic desk copy on the page of a particular text.

We currently provide MARC Records for both standard and archived titles that are available on the McGraw Hill Medical sites.

You can download any of the MARC Record files listed [here](#) and they will have metadata for all content available on the corresponding site.

The MARC Records are also made available on the Access User Center.

MARC Records VS. Excel Resource List from the Access Sites:

Per an editorial decision, the MARC Records do not contain the Flashcards, Q&A and Case Files content. This content can be obtained from the **exportable list of resources on the Access site**.

The Case Files are not listed in the MARC records because the case files listed on the AccessMedicine site are abbreviated as opposed to the full case files content that is listed in the MARC Records files for the Case File Collection site.

To view the exportable list of resources from the Access sites:

Select any topic in Books. Then, click on the dropdown for Tools and select “View an exportable list of resources”

The screenshot shows the Access Medicine website interface. At the top, there are navigation tabs: Review Questions, Cases, Video & Audio, Study Tools, and Books. The Books tab is selected. Below the navigation, there is a welcome message for Lauren and a 'Books' section. On the left, there is a 'Library' sidebar with various medical topics. In the center, there is a 'Textbooks' section with a 'Tools' dropdown menu. The 'Tools' dropdown is open, and the option 'View an exportable list of resources' is highlighted. Below the dropdown, there are two book covers: 'Harrison's Principles of Internal Medicine, 21e' and 'Current Medical Diagnosis & Treatment 2025'.

You can export these **text** resources to Excel. You can also do the same with multimedia resources.

The screenshot shows the Access Medicine website interface. At the top, there is a welcome message for Lauren and a 'Resources' section. In the top right corner, there is a message: 'You can also view an exportable list of multimedia resources'. Below this message, there is a table of resources. The 'Export to Excel' button is highlighted in the top left corner of the table.

ISBN	Author	Title	Resource Type	Category	Copyright	Launch Date	URL
9781264264520	Ropper	Adams and Victor's Principles of Neurology, 12e	Book	Neurology	2023	3/16/2023	https://accessmedicine.mhmedical.com/book.aspx?bookid=3313
9781260134940	Knoop	The Atlas of Emergency Medicine, 5e	Book	Emergency Medicine	2021	10/7/2020	https://accessmedicine.mhmedical.com/book.aspx?bookid=2969
9781260455366	White	Basic & Clinical Biostatistics, 5e	Book	Epidemiology, Biostatistics, and Medical Research; Public Health	2020	9/13/2019	https://accessmedicine.mhmedical.com/book.aspx?bookid=2724
9781260452310	Katzung	Basic & Clinical Pharmacology, 15e	Book	Pharmacology	2021	10/19/2020	https://accessmedicine.mhmedical.com/book.aspx?bookid=2724

[Return to Books](#)

[Return to Table of Contents](#)

[More About Review Questions](#)

Faculty do not have the ability to assign self-assessment questions to students. The questions are available on the platform to both faculty and students. However, you can advise them to complete certain amount of questions from a specific title/chapter/section and they can go to complete this through the site. Once completed, they can email you their results.

Return to [Review Questions](#)

[Return to Table of Contents](#)

[More About Multimedia](#)

The Multimedia Item Requests report (IR_M1) reports multimedia requests at the "Item" level, while PR_P1 summarizes platform-level usage by metric type.

The Activity Report, using McGraw Hill's raw statistics, offers additional usage insights not tracked by COUNTER. This proprietary report in SiteManager covers authenticated chapter views, section level views, full figure views, table views, video or audio page views, single quiz question views, case tab views, etcetera. It does not factor sessions or time frame.

Content Access within the Activity Report includes various non-search activities like search result clicks, book chapter expansion, print/email content, enlarge/download image, video play, chapter view, case view, multimedia, play showdown, drug monograph view, share of content, download of figure and table, and content. Landing on a chapter counts as 1; opening each section counts as 1; clicking to open things like figures and tables count as 1; etc.

COUNTER 5 requires 30 seconds on a screen for usage, while Content Access in Activity Reports processes usage upon landing.

For more information on how to pull usage statistics, please visit this link

(<https://nam05.safelinks.protection.outlook.com/?url=https%3A%2F%2Fwww.accessusercenter.com%2Fpages%2FPulling%2520Usage%2520Statistics&data=01%7C01%7CUserServices%40mheducation.com%7Ced82f42d7b044d8d558608d799f26469%7Cf919b1efc0c347358fca0928ec39d8d5%7C0&sdata=zDwUDdmjS0pt9grHaVy7cmLNx20yVP7rWKO7RbxVYWM%3D&reserved=0>) on the Access User Center.

[Return to Multimedia](#)

[Return to Table of Contents](#)

[More About Access](#)

Helpful Resources:

- *Onboarding and training support:* Visit our [Onboarding LibGuides](#) to become familiar with the sites. Our Customer Success team can help you get the most out of your trial with customized training, best practices, tips for engagement, and more. Contact them at customersuccess@mheducation.com.
- *Technical support:* Our Platform Support team can help with technical issues, access troubleshooting, etc. Contact them at platformsupport@mheducation.com.
- *User resources:* Visit and share our [Access Medical LibGuides](#) to learn how to navigate and engage with the content, including training videos and user guides, downloadable flyers and promos, and much more.

[Return to Access](#)

[Return to Table of Contents](#)